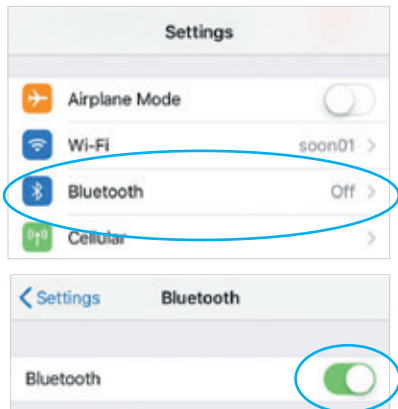


# Connecting to your cell phone

## Blu hearing instruments

### 1 Bluetooth menu

Open the Bluetooth® menu on your phone (often found in “Settings” or “Tools”). Make sure Bluetooth is on.



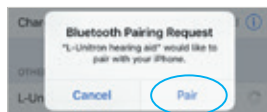
### 2 Pairing

Your hearing aid name:

For hearing aids with a battery door, restart the (R or L) hearing aid by opening and closing the battery door.

For hearing aids without a battery door, turn the (R or L) hearing aid off by pressing the lower part of the button until the LED turns red (4 sec). Then turn on the (R or L) hearing aid by pressing the same button until the LED blinks green (2 sec).

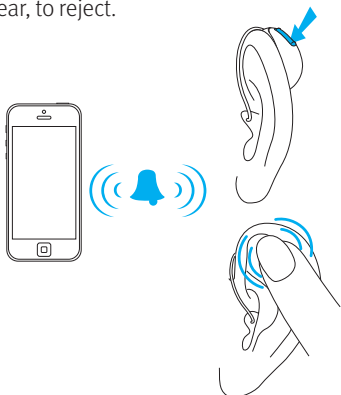
The name of your hearing aid will appear on the phone. Tap to select, and click “pair” if prompted.



### 3 Phone calls

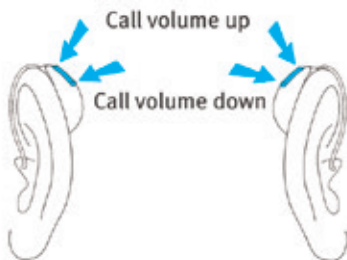
Short push (<2 seconds) on button, either ear, or double tap on ear/enable tap control to accept.

Long push (>2 seconds) on button, either ear, to reject.



### 4 Adjust

Press the top button to increase and the bottom button to decrease Bluetooth® streaming volume. This can also be done with the volume buttons on the side of your phone.



# Download the Unitron Remote Plus app

## Blu hearing instruments

This app provides personalisation and easy control of hearing aid settings using your smartphone. It allows you to adjust sound quality with the comfort and clarity buttons as well as a 3-band equaliser, provides notifications to assist with care and management of your hearing aids, allows your hearing care professional to send you adjustments directly to your phone and many more convenient controls of your hearing aids for easy, on-the-go personalisation.



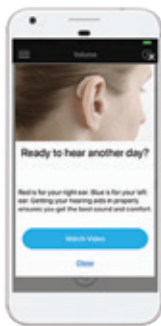
Visit the App Store (Apple™) or Google Play (Android™) and search for “Unitron Remote Plus” app.



Remote adjustment



3 band equaliser



Coach notifications



Comfort/Clarity



Enhance speech clarity, reduce noise, focus microphone

Note: iOS 12 or newer, Android version 7 or newer and Bluetooth 4.2 or newer are required to use the Unitron Remote Plus app.

## Looking for more information? Visit [unitron.com](https://unitron.com)

- Step-by-step pairing guides and videos
- Troubleshooting tips
- Frequently Asked Questions
- Information on accessories

The Bluetooth® word mark and logos are registered trademarks owned by the Bluetooth SIG, Inc. Apple, the Apple logo, iPhone, and iOS are trademarks of Apple Inc., registered in the U.S. and other countries. App Store is a service mark of Apple Inc. Android, Google Play, and the Google Play logo are trademarks of Google Inc.

**sonova**  
HEAR THE WORLD